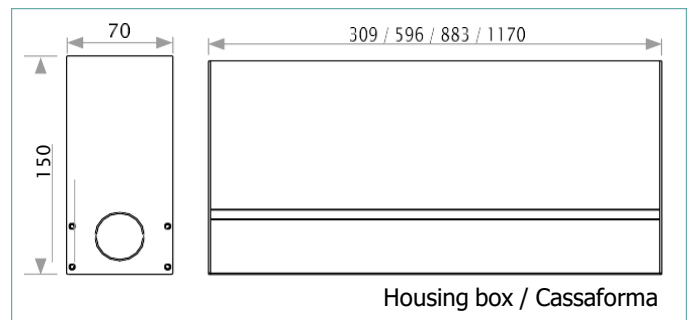
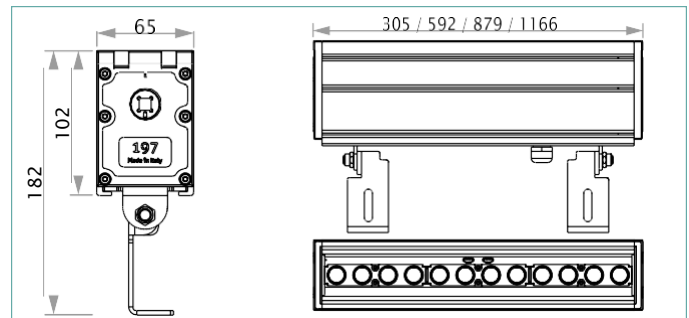


# SLASH

CE Class I DALI F 2500K IP67



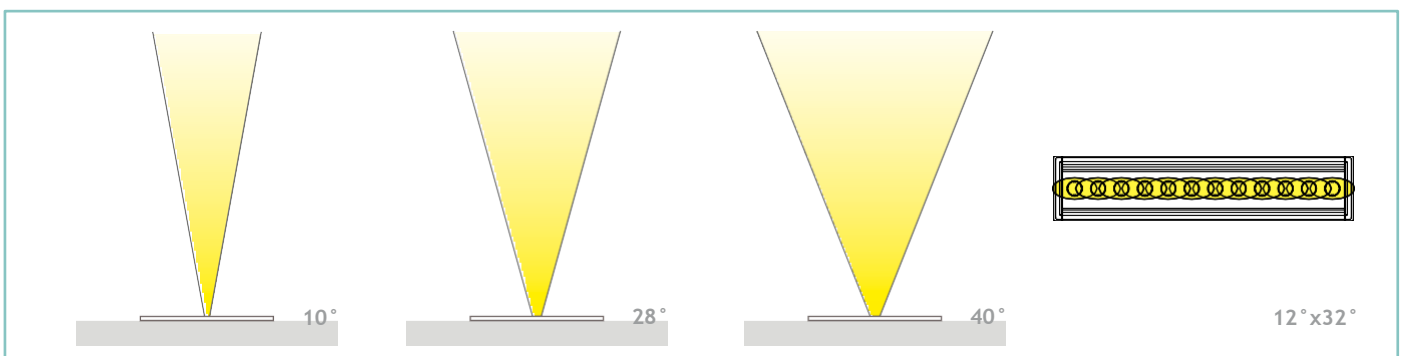
## DESCRIPTION

The Slash is made of extruded high quality anticorrosive hard anodised aluminium and is designed for outdoor in-ground or surface mounted applications. It is available with 4 different optics including wall washing and wall grazing. The internal optical system is tiltable +/- 20° from the outside of the fixture with a dedicated knob to minimise light pollution and optimise the light effect. This adjustment can be done without opening the fixture with no risk of breaking the IP67 seal. DALI smooth dimming to dark. Glare control is further enhanced by the unique linear anti-glare louvre, which is especially designed for wall washing and grazing applications providing exceptional uniformity.

## DESCRIZIONE

Slash è realizzato in estruso di alta qualità con alluminio anticorrosivo anodizzato duro ed è progettato per il montaggio esterno a superficie o a incasso. È disponibile con 4 ottiche differenti, incluse wall washing e wall grazing. Il sistema ottico interno è orientabile +/- 20° dall'esterno dell'apparecchio con una manopola dedicata; per ridurre al minimo l'inquinamento luminoso e ottimizzare l'effetto luminoso. Queste modifiche possono essere apportate senza bisogno di aprire l'apparecchio, evitando il rischio di rompere il sigillo IP67. DALI dimmerazione graduale fino a spento. Il controllo dell'abbagliamento è ulteriormente potenziato dall'esclusivo frangiluce, appositamente progettato per l'illuminazione wall washing e le applicazioni wall grazing, garantendo un'illuminazione uniforme.

## OPTICS / OTTICHE:





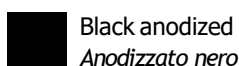
# SLASH



## TECHNICAL DATA / SCHEDA PRODOTTO:

Body:	Extruded aluminium	Corpo:	Alluminio estruso
Glass:	Extra clear tempered 6mm	Vetro:	Vetro temperato extrachiaro 6 mm
Finishes:	Black anodized	Finiture:	Anodizzato nero
Installation:	Housing box / Fixing brackets	Fissaggio:	Cassaforma / Staffe di fissaggio
Power supply cables:	IP68 30Cm with Easy-Lock connector	Cavo di alimentazione:	IP68 30Cm con connettore Easy-Lock
Power supply:	110-277Vac 50/60Hz - DALI	Alimentazione:	110-277Vac 50/60Hz - DALI
Power consumption:	20W / 42W / 61W / 82W	Potenza assorbita:	20W / 42W / 61W / 82W
CRI:	> 82	CRI:	> 82
Bin selection:	Binning free 2 step MacAdam's	Selezione bin:	Binning free 2 step MacAdam's
Lumenoutput (source):	1960 / 3920 / 5883 / 7840 lm (3000K)	Flusso luminoso (sorgente):	1960 / 3920 / 5883 / 7840 lm (3000K)
Operating temperature:	-20°C +50°C	Temperatura di funzionamento:	-20°C +50°C
IP rating:	IP67	Grado di protezione:	IP67
Insulation class:	Class I	Classe d'isolamento:	Classe I
Impact resistance:	IK09	Protezione impatto:	IK09
Weight:	2kg / 4kg / 6kg / 8kg	Peso:	2kg / 4kg / 6kg / 8kg
Optics:	10° / 28° / 40° / 12°x32°	Ottiche:	10° / 28° / 40° / 12°x32°
Energy rating:	A++	Energy rating:	A++
LED colour temperature:	2700K / 3000K / 4000K / RGBW / Tunable White	Temperatura colore: LED	2700K / 3000K / 4000K / RGBW / Tunable White
Lifetime LED:	100000 hrs	Vita media LED:	100000 hrs
Photo biological risk:	RG0 / RG1	Rischio fotobiologico:	RG0 / RG1
Drive-over:	2500Kg	Carrabile:	2500Kg

## FINISHES / FINITURE:



## PRODUCT CODE / CODICE PRODOTTO:

	Select one component from each column to specify a complete configuration / Selezionare un componente per ogni colonna per la configurazione completa:			
	LED colour / Colore LED	Optics / Ottiche	Finish/Finiture	Length/Lunghezza
27 = 2700K 30 = 3000K 40 = 4000K FC RGBW TW = Tunable white	N = 10° M = 28° W = 40° E = 12°x32°	05 = Black anodized / Anodizzato nero	0305 = 305 mm 0592 = 592 mm 0879 = 879 mm 1166 = 1166 mm	

Standard configuration example /  
 Esempio di configurazione standard:


**SLA30.E05.0592 Slash 3000K 12°x32°optics Black anodized / Anodizzato nero 592mm**



# SLASH

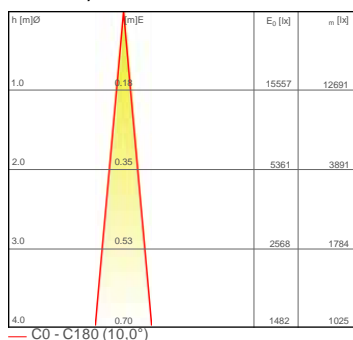


## OPTICS INCLINATIONS / INCLINAZIONI OTTICHE

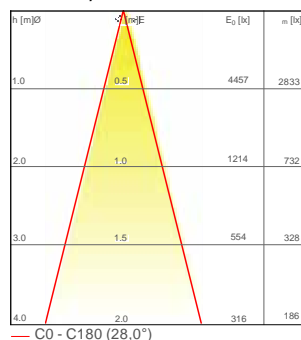


## PHOTOMETRICS / CURVE FOTOMETRICHE:

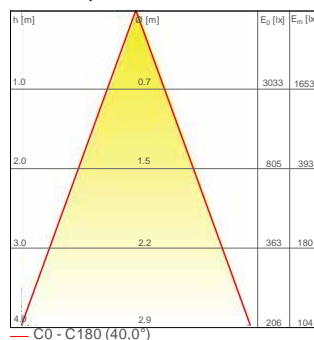
10° - 18,4 Watt



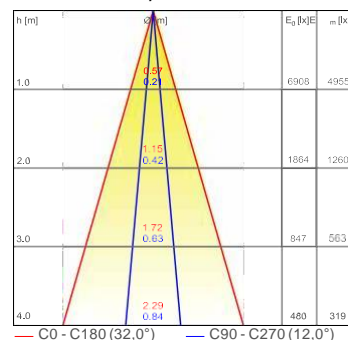
28° - 18,4 Watt






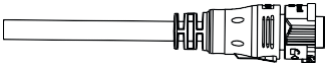
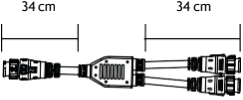


40° - 18,4 Watt



12°x32° - 18,4 Watt



## ACCESSORIES / ACCESSORI

 <p>HB.007.0309 (0,785 Kg) HB.007.0596 (1,445 Kg) HB.007.0883 (2,115 Kg) Housing box HB.007.1170 (2,765 Kg) Cassaforma</p>	 <p>ACC.052.0305 ACC.052.0592 ACC.052.0879 ACC.052.1166</p> <p>Anti-Glare louver Frangiluce</p>	 <p>Fixing bracket Staffe di fissaggio ACC.056</p>	
 <p>Head Cable 5m Cavo di testa 5m ACC.057</p>	 <p>34 cm      34 cm 75 cm Y connection cable Cavo di connessione a Y ACC.058</p>	 <p>Extension cable 1m Prolunga 1m ACC.059</p>	 <p>Extension cable 2m Prolunga 2m ACC.105</p>