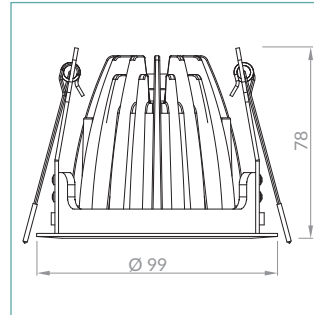
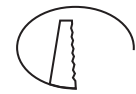


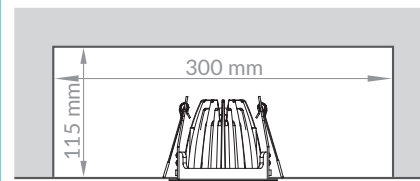
 OPTIMA



Recessed hole / Foro incasso



Ø88 mm



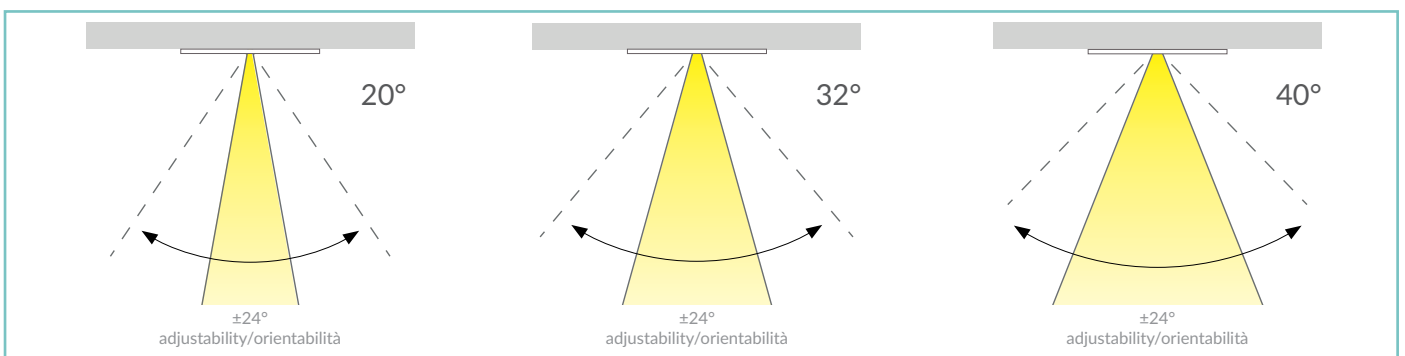
DESCRIPTION

Optima is a professional directional LED luminaire, with a deep recessed COB LED light source and features high efficiency reflector technology for excellent glare control and uniformity. Optima offers a choice of three colour temperatures as standard (2700K, 3000K and 4000K) and delivers 90 CRI for excellent colour rendering. With binning-free LEDs carefully selected from two-step MacAdam's ellipses, colour consistency is assured throughout the unonovesette portfolio.

DESCRIZIONE

Optima è un proiettore professionale a Led da incasso, mediante una posizione molto recessa della sorgente luminosa COB LED. Grazie alla tecnologia a riflettore restituisce un eccellente controllo dell'uniformità e dell'abbagliamento. Optima offre una scelta fra tre temperature di colore come standard (2700K, 3000K e 4000K) tutte con CRI maggiore di 90 per una eccellente resa cromatica. Binning-free e due-step MacAdam's ellipses LED, assicurano consistenza del colore in tutte le versioni previste da unonovesette.

OPTICS / OTTICHE:








TECHNICAL DATA / SCHEDA PRODOTTO:

Body:	Die-cast aluminium	Corpo:	Pressofusione di alluminio
Finishes:	White RAL 9003 / Black RAL 9005	Finiture:	Bianco RAL 9003 / Nero RAL 9005
Installation:	Fixing springs	Fissaggio:	Molle di fissaggio
Power supply cables:	30 cm PVC + PVC 2x0,5 mm ²	Cavo di alimentazione:	30 cm PVC + PVC 2x0,5 mm ²
Power supply:	Constant current 500mA Max / (350mA-14mA Dim to warm)	Alimentazione:	Corrente costante 500mA Max (350mA-14mA Dim to warm)
Power consumption:	12,9 Watt Max	Potenza assorbita:	12,9 Watt Max
CRI:	>90	CRI:	>90
Bin selection:	Binning free 2 step MacAdam's	Selezione bin:	Binning free 2 step MacAdam's
Lumenoutput (source):	1154 lm (3000K) / 1045 lm - 28 lm (DTW)	Flusso luminoso (sorgente):	1154 lm (3000K) / 1045 lm - 28 lm (DTW)
Operating temperature:	-20°C +50°C	Temperatura di funzionamento:	-20°C +50°C
IP rating:	IP20	Grado di protezione:	IP20
Insulation class:	Class III	Classe d'isolamento:	Classe III
Weight:	235 g	Peso:	235 g
Optics:	20° / 32° / 40° / (20° / 40° DTW)	Ottiche:	20° / 32° / 40° / (20° / 40° DTW)
Energy rating:	A++	Energy rating:	A++
LED colour temperature:	2700K / 3000K / 4000K / (3000K-1800K DTW)	Temperatura colore LED:	2700K / 3000K / 4000K / (3000K-1800K DTW)
Lifetime LED:	100000 hrs	Vita media LED:	100000 hrs
Photo biological risk:	RG0 / RG1	Rischio fotobiologico:	RG0 / RG1

FINISHES / FINITURE:

	White RAL 9003 Bianco RAL 9003
	Black RAL 9005 Nero RAL 9005

PRODUCT CODE / CODICE PRODOTTO:

OPT = OPTIMA	Select one component from each column to specify a complete configuration/ Selezionare un componente per ogni colonna per la configurazione completa:			
	LED colour / Colore LED	Optics / Ottiche	Finish/Finiture	
	27 = 2700K 30 = 3000K 40 = 4000K DW = Dim to warm	N = 20° (20° DTW) M = 32° W = 40° (40° DTW)	01 = White RAL 9003 / Bianco RAL 9003 02 = Black RAL 9005 / Nero RAL 9005	

Standard configuration example/
Esempio di configurazione standard:

OPT.30.N.01 Optima 3000K 20° optics white / bianco



POWER SUPPLIES 500mA CONSTANT CURRENT / ALIMENTATORE CORRENTE COSTANTE 500mA:

On / Off

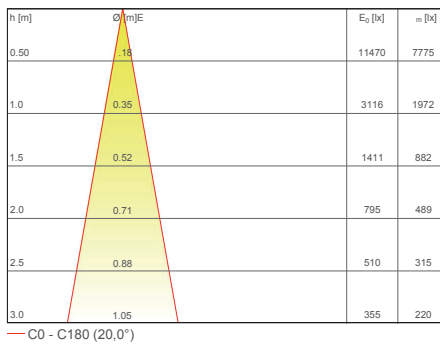
Code / Codice	Input	I Out	V Out	Watt	IP	#Optima
PSU.CX.003	110+240V / 50/60 Hz	500mA	47 V	24	IP20	Max 1
PSU.CX.004	110+240V / 50/60 Hz	500mA	43 V	20	IP20	Max 1

Dimmable / Dimmerabile

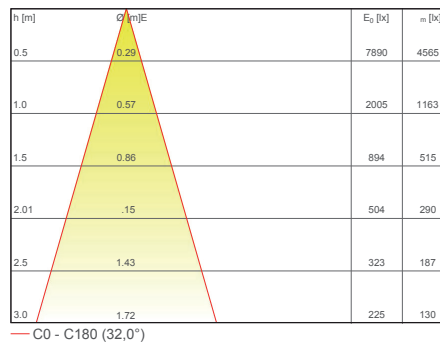
Code / Codice	Input	I Out	V Out	Watt	IP	#Optima
PSU.CX.001 1-10V/PUSH	100+240V / 50/60 Hz	500mA	47 V	15	IP20	Max 1
PSU.CX.002 DALI	100+240V / 50/60 Hz	500mA	47 V	15	IP20	Max 1
PSU.CC.022 DTW DALI	220+240V / 47/53 Hz	350mA	40 V	20	IP20	Max 1

PHOTOMETRICS / CURVE FOTOMETRICHE:

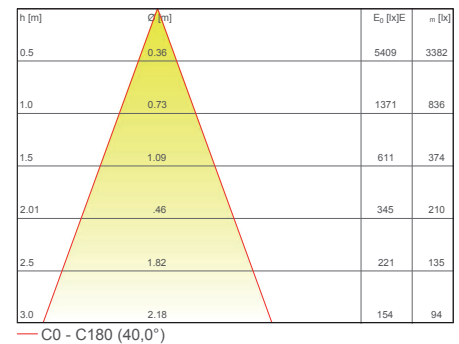
20° - 12,9 Watt



32° - 12,9 Watt



40° - 12,9 Watt



ACCESSORIES / ACCESSORI



Honeycomb louver
Schermo alveolare
ACC.001



Micro prismatic diffuser
Filtro diffondente microprismatico
ACC.002