



PILOT 52

TECHNICAL DATASHEET

PROJECT INFORMATION

Project Name:

Reference:

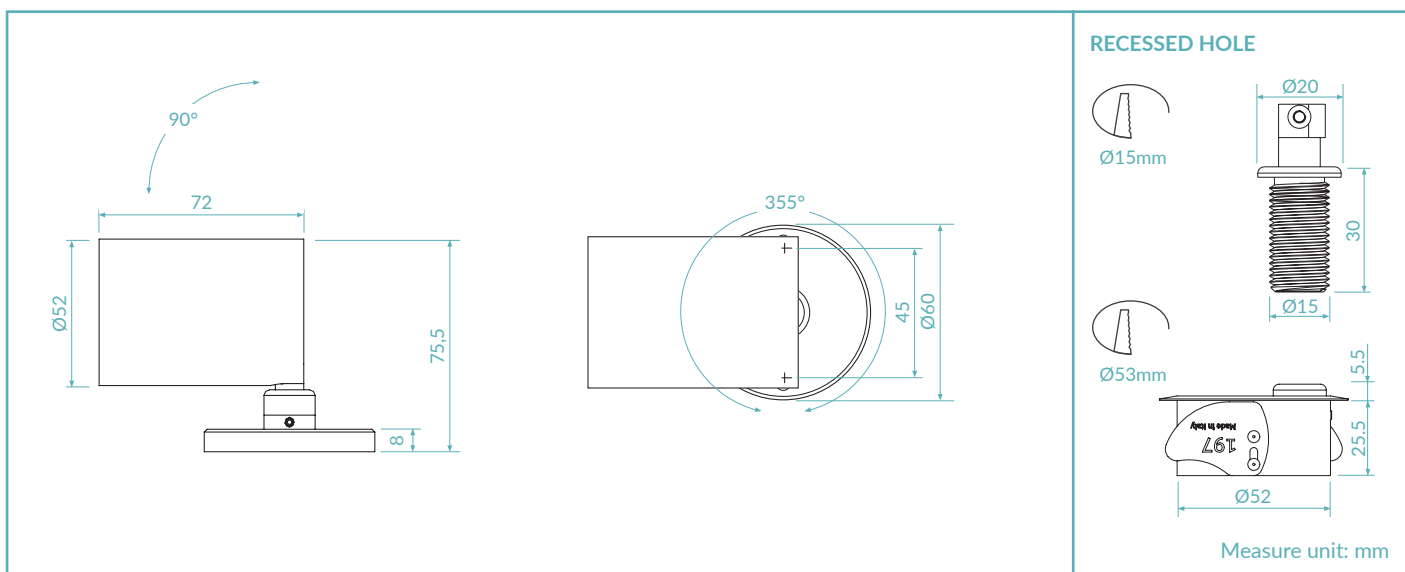
Quantity:



CE III F IP40

MADE IN ITALY


TECHNICAL DRAWING



FINISHES



PRODUCT CODE

P52 = PILOT 52	Select one component from each column to specify a complete configuration:			
	LED colour	Optics	Finish	Power
	27 = 2700K 30 = 3000K 40 = 4000K	N = 10° M = 30° W = 50° E = 10°x45° X = 45°x10°	01 = White RAL 9003 02 = Black RAL 9005 16 = Flamed bronze	05 = 5W 09 = 9W

Standard configuration example:

P52.30.N.01.05 | Pilot 52 3000K 10° optics white 5W

TECHNICAL SHEET

LIGHTING CHARACTERISTICS

Color Rendering Index	CRI > 90
Lumen output (source)	647 lm / 896 lm (3000K)
Lumen output (delivered)	550 lm / 762 lm (3000K)
Optics	10° / 30° / 50° / 10°x45° / 45°x10°
LED colour temperature	2700K / 3000K / 4000K
LED lifetime	50000h L95 B10 (Ta 25°C)
Bin selection	Binning free 2 step MacAdam's

MECHANICAL CHARACTERISTICS

Body	Aluminium 6026
Finishes	White RAL 9003 / Black RAL 9005 / Flamed bronze
Installation	Surface mounted
Weight	270g

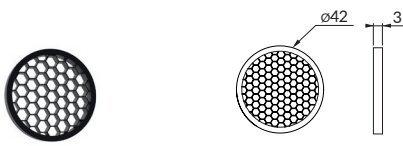
ELECTRICAL CHARACTERISTICS

Power supply	Constant voltage 24Vdc
Power supply cables	15cm 2x0,5mm ²
Power consumption	5 Watt / 9 Watt
Dimmable	Dimmable

GENERAL CHARACTERISTICS

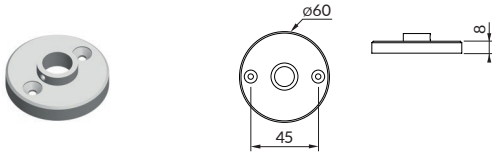
Operating temperature	-20°C +50°C
IP rating	IP40
Insulation class	Class III
Photobiological risk	RG0/RG1

ACCESSORIES



Honeycomb louver

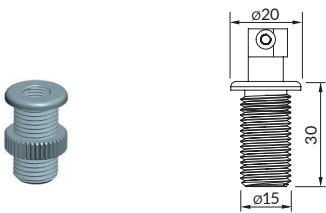
Art. Nr.
ACC.077



Base

Art. Nr.
ACC.015

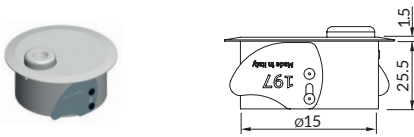
Finishes
.01 = White RAL 9003
.02 = Black RAL 9005
.16 = Flamed bronze



Ring nut mounting

Art. Nr.
ACC.016

Finishes
.01 = White RAL 9003
.02 = Black RAL 9005
.16 = Flamed bronze



Recessed fixing spring

Art. Nr.
ACC.017

Finishes
.01 = White RAL 9003
.02 = Black RAL 9005
.16 = Flamed bronze



Extended bracket
30cm

Art. Nr.
ACC.062

Finishes
.01 = White RAL 9003
.02 = Black RAL 9005
.16 = Flamed bronze

Length
.030 = 30cm



Single
adapter
for ML

Art. Nr.	LED Colour	Optics	Finishes	Power	
P52	.27 = 2700K .30 = 3000K .40 = 4000K	.N = 10° .M = 30° .W = 50° .E = 10°x45° .X = 45°x10°	.01 = White RAL 9003 .02 = Black RAL 9005	.05 = 5W .09 = 9W	.ML

P52.XX.X.XX.XX.ML



Double
adapter
for ML

Art. Nr.	LED Colour	Optics	Finishes	Power	
P52	.27 = 2700K .30 = 3000K .40 = 4000K	.N = 10° .M = 30° .W = 50° .E = 10°x45° .X = 45°x10°	.01 = White RAL 9003 .02 = Black RAL 9005	.05 = 5W .09 = 9W	.MLD

P52.XX.X.XX.XX.ML.D

POWER SUPPLIES 24Vdc CONSTANT VOLTAGE

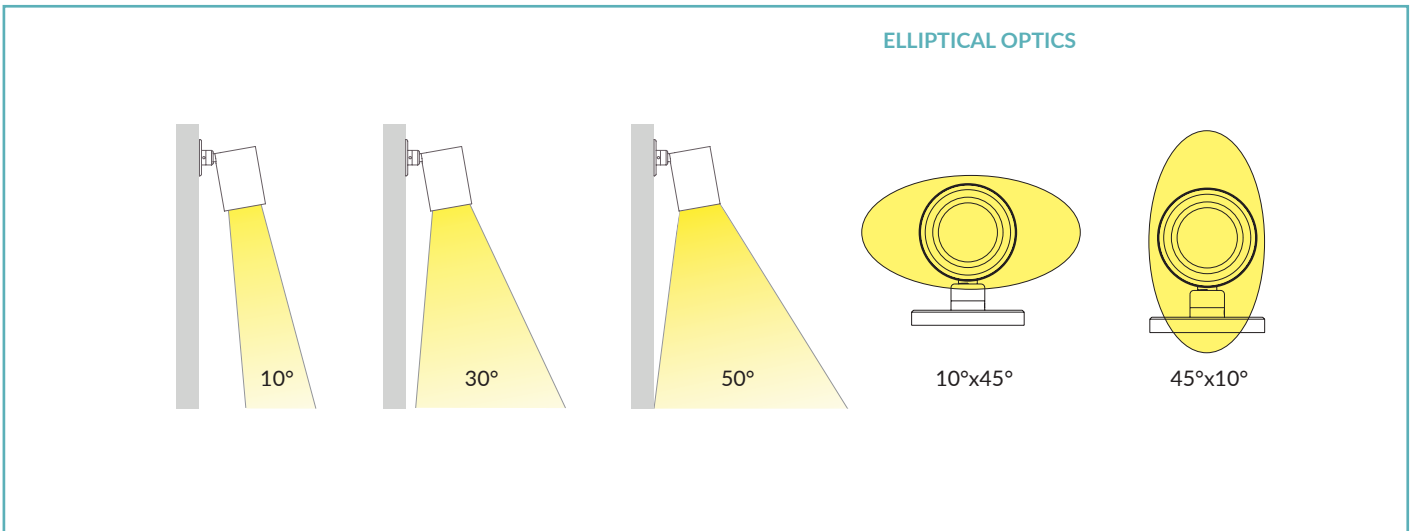
On / Off

Code	Input	I Out	V Out	Watt	IP
PSU.CX.004	110÷240V / 50/60 Hz	0,9 A	24Vdc	20	IP20
PSU.CV.005	90÷305V / 47/63 Hz	1 A	24Vdc	25	IP67
PSU.CV.006	90÷305V / 47/63 Hz	2,5 A	24Vdc	60	IP67
PSU.CV.007	90÷305V / 47/63 Hz	3,75 A	24Vdc	90	IP67
PSU.CV.021	90÷305V / 47/63 Hz	10 A	24Vdc	240	IP67

Control Gear

Code	Input	I Out	V Out	Watt	IP
CGE.004 - 0/1-10V	24Vdc	6,5 A	24Vdc	156	IP20
CGE.017 - DALI	24Vdc	6,5 A	24Vdc	156	IP20
CGE.017.IP - DALI	24Vdc	6,5 A	24Vdc	156	IP67
CGE.020 - DMX	24Vdc	6,5 A	24Vdc	156	IP20

OPTICS



PHOTOMETRICS

