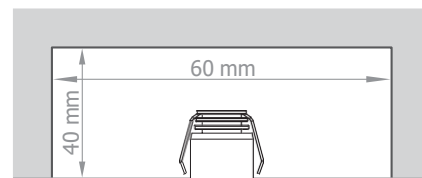


Recessed hole / Foro incasso



Ø30 mm



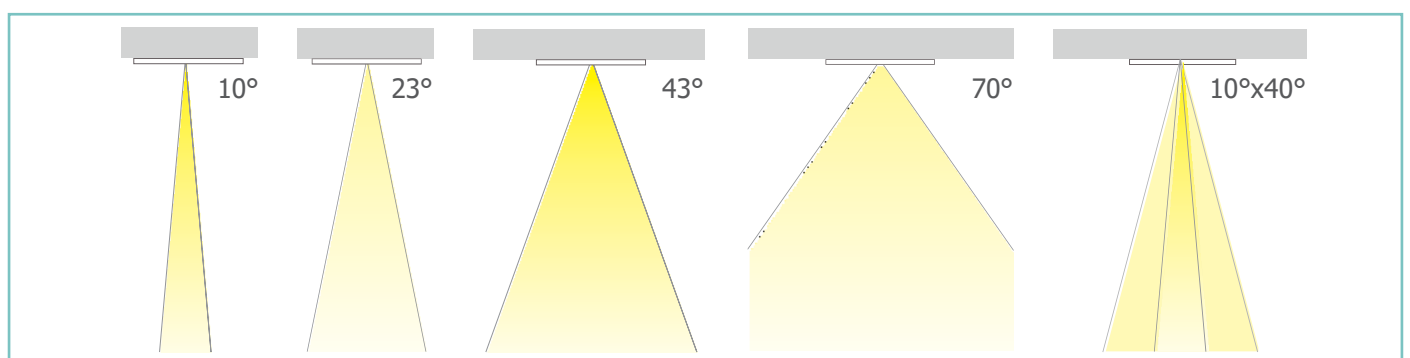
## DESCRIPTION

Nilo is a miniature recessed LED luminaire providing high performance discrete accent lighting from a compact source. Nilo offers a choice of four colour temperatures as standard (2200K, 2700K, 3000K and 4000K) and delivers 90 CRI for excellent colour rendering, with binning-free LEDs carefully selected from two-step MacAdam's ellipses. Colour consistency is assured throughout the unonovesette portfolio. Nilo is perfectly suitable for illumination of niches, under cabinets, under shelves or accent downlighting. The optional rotatable snoot offers the possibility to hide the light source from any viewing angle.

## DESCRIZIONE

Nilo è un faretto LED da incasso miniaturizzato ad alte prestazioni per una luce d'accento discreta da una sorgente compatta. Nilo offre una scelta fra quattro temperature di colore standard (2200K, 2700K, 3000K e 4000K) tutte con CRI maggiore di 90 per una eccellente resa cromatica. Binning-free e due-step MacAdam's ellipses LED, assicurano consistenza del colore in tutte le versioni previste da unonovesette. Nilo è ideale per illuminare nicchie, interno armadi, sotto mensole o come luce d'accento a soffitto. Il paraluce orientabile opzionale offre la possibilità di nascondere il punto luce da qualunque punto di osservazione.

## OPTICS / OTTICHE:


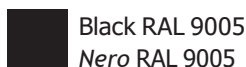
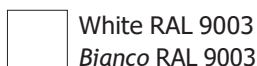




TECHNICAL DATA / SCHEDA PRODOTTO:

<b>Body:</b>	Aluminium 6026	<b>Corpo:</b>	Alluminio 6026
<b>Finishes:</b>	White RAL 9003 / Black RAL 9005 / Flamed bronze	<b>Finiture:</b>	Bianco RAL 9003 / Nero RAL 9005 / Bronzo brunito
<b>Installation:</b>	Fixing springs	<b>Fissaggio:</b>	Molle di fissaggio
<b>Power supply cables:</b>	20 cm cable 2x0.5 mm <sup>2</sup>	<b>Cavo di alimentazione:</b>	20 cm cavo 2x0,5 mm <sup>2</sup>
<b>Power supply:</b>	Constant current 500mA	<b>Alimentazione:</b>	Corrente costante 500mA
<b>Power consumption:</b>	Max 2 Watt	<b>Potenza assorbita:</b>	Max 2 Watt
<b>CRI:</b>	>90	<b>CRI:</b>	>90
<b>Bin selection:</b>	Binning free 2 step MacAdam's	<b>Selezione bin:</b>	Binning free 2 step MacAdam's
<b>Lumenoutput (source):</b>	140 lm (3000K)	<b>Flusso luminosoc (sorgente):</b>	140 lm (3000K)
<b>Operating temperature:</b>	-20°C +50°C	<b>Temperatura di funzionamento:</b>	-20°C +50°C
<b>IP rating:</b>	IP40 / IP44 installed	<b>Grado di protezione:</b>	IP40 / IP44 installato
<b>Insulation class:</b>	Class III	<b>Classe d'isolamento:</b>	Classe III
<b>Weight:</b>	30 g	<b>Peso:</b>	30 g
<b>Optics:</b>	10° / 23° / 43° / 70° / 10°x40°	<b>Ottiche:</b>	10° / 23° / 43° / 70° / 10°x40°
<b>Energy rating:</b>	A++	<b>Energy rating:</b>	A++
<b>LED colour temperature:</b>	2200K / 2700K / 3000K / 4000K	<b>Temperatura colore LED:</b>	2200K / 2700K / 3000K / 4000K
<b>Lifetime LED:</b>	100000 hrs	<b>Vita media LED:</b>	100000 hrs
<b>Photo biological risk:</b>	RG0 / RG1	<b>Rischio fotobiologico:</b>	RG0 / RG1

FINISHES / FINITURE:



PRODUCT CODE / CODICE PRODOTTO:

NIL = NILO		Select one component from each column to specify a complete configuration / Selezionare un componente per ogni colonna per la configurazione completa:		
	LED colour / Colore LED	Optics / Ottiche	Finish/Finiture	
	22 = 2200K	N = 10°	01 = White RAL 9003 / Bianco RAL 9003	
	27 = 2700K	M = 23°	02 = Black RAL 9005 / Nero RAL 9005	
	30 = 3000K	W = 43°	16 = Flamed bronze / Bronzo brunito	
	40 = 4000K	R = 70°		
		E = 10°x40°		

Standard configuration example /  
Esempio di configurazione standard:

**NIL.30.N.01 Nilo 3000K 10° optics white / bianco**



POWER SUPPLIES 500mA CONSTANT CURRENT / ALIMENTATORE CORRENTE COSTANTE 500mA:

On / Off

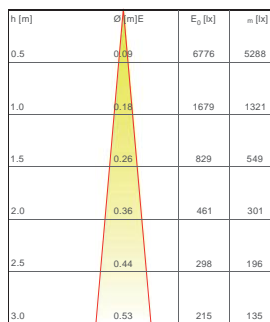
Code / Codice	Input	I Out	V Out	Watt	IP	#Nilo
PSU.CX.003	110÷240V / 50/60 Hz	500mA	47 V	24	IP20	Max 12
PSU.CX.004	110÷240V / 50/60 Hz	500mA	43 V	20	IP20	Max 9

Dimmable / Dimmerabile

Code / Codice	Input	I Out	V Out	Watt	IP	#Nilo
PSU.CX.001 1-10V/PUSH	100÷240V / 50/60 Hz	500mA	47 V	24	IP20	Max 12
PSU.CC.011 DALI	100÷240V / 50/60 Hz	500mA	47 V	24	IP20	Max 12

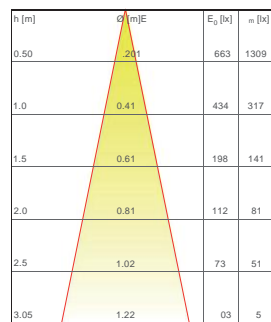
PHOTOMETRICS / CURVE FOTOMETRICHE:

10° - 2 Watt



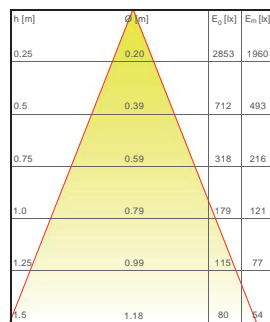
— C0 - C180 (10,0°)

23° - 2 Watt



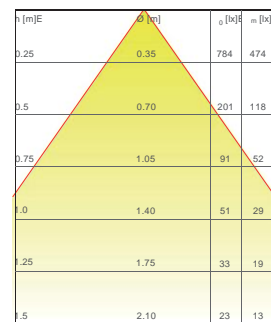
— C0 - C180 (23,0°)

43° - 2 Watt



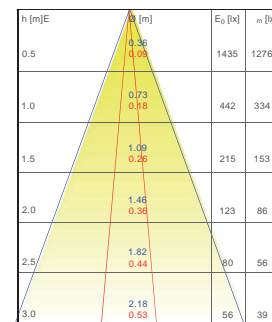
— C0 - C180 (43,0°)

70° - 2 Watt



— C0 - C180 (70,0°)

10°x40° - 2 Watt



— C0 - C180 (10,0°) — C90 - C270 (40,0°)

ACCESSORIES / ACCESSORI



Snoot  
Paraluce  
ACC.018