











IP68

## EXPLORER 125-1




Explorer 125-1 is a radial floor washer designed to light flat areas, decks and paths. Explorer 125-1 offers a choice of three colour temperatures as standard (2700K, 3000K and 4000K) and delivers 90CRI for excellent colour rendering, and with binning-free LEDs carefully selected from two-step Macadam's ellipses, colour consistency is assured throughout the unonovesette portfolio. Constructed from AISI316L marine-grade stainless steel or aged solid brass with a hard anodized aluminium heatsink, and ingress protected to IP68. Explorer 125-1 renders an additional draining system as unnecessary.

*Explorer 125-1 è un proiettore a emissione radiale progettato per illuminare aree piane, ponti e percorsi. Explorer 125-1 offre a scelta fra tre temperature di colore come standard (2700K, 3000K e 4000K) e garantisce 90 CRI per un'eccellente resa cromatica. LED binning-free due step Macadam's ellipses, assicurano consistenza del colore in tutte le versioni previste da unonovesette. Costruito in acciaio inossidabile AISI316L per uso marittimo o ottone massiccio invecchiato, un dissipatore di calore in alluminio anodizzato duro e un ingresso protetto IP68. Explorer 125-1 rende superfluo un ulteriore sistema di drenaggio.*

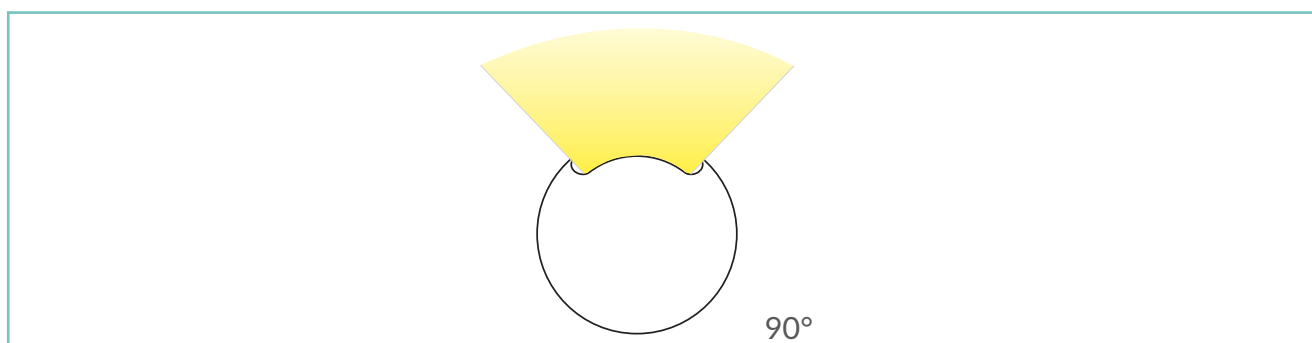
### TECHNICAL DATA / DATI TECNICI:

 IP68	 2700K / 3000K / 4000K
 5W / 9W	 90°
 630 lm / 840 lm (3000K)	 Smart Shield
 >90	
	

### FINISHES / FINITURE:

	Stone washed stainless steel AISI316L Acciaio INOX AISI316L lavato a pietra
	Aged solid brass Ottone anticato
	Pre-aged solid brass Ottone pre-anticato

### OPTICS / OTTICHE:




unonovasette



## PRODUCT CODE / CODICE PRODOTTO:

**E125-1 = EXPLORER 125-1**

Select one component from each column to specify a complete configuration:  
 Selezionare un componente per ogni colonna per la configurazione completa:

LED colour / Colore LED	Optics / Ottiche	Finish / Finiture	Power / Potenza
 27 = 2700K 30 = 3000K 40 = 4000K	R = 90°	10 = Aged solid brass / Ottone anticato 17 = Stone washed stainless steel AISI316L / Acciaio INOX AISI316L lavato a pietra 21 = Pre-aged solid brass / Ottone pre-anticato	05 = 5W 09 = 9W

Standard configuration example/  
 Esempio di con igurazione standard:

**E125-1.30.R.17.09 Explorer 125-1 3000K 90° optics stone washed stainless steel /  
 Acciaio INOX lavato a pietra 9W**

## POWER SUPPLIES 24Vdc CONSTANT VOLTAGE / ALIMENTATORE TENSIONE COSTANTE 24Vdc:

On / Off 9W

Code / Codice	Input	I Out	V Out	Watt	IP	#Explorer 125-1
PSU.CX.004	110+240V / 50/60 Hz	0,9 A	24Vdc	20	IP20	Max 2
PSU.CV.005	90+305V / 47/63 Hz	1 A	24Vdc	25	IP67	Max 2
PSU.CV.006	90+305V / 47/63 Hz	2,5 A	24Vdc	60	IP67	Max 5
PSU.CV.007	90+305V / 47/63 Hz	3,75 A	24Vdc	90	IP67	Max 8
PSU.CV.021	90+305V / 47/63 Hz	10 A	24Vdc	240	IP67	Max 20

Control gear / Elettronica di controllo 9W

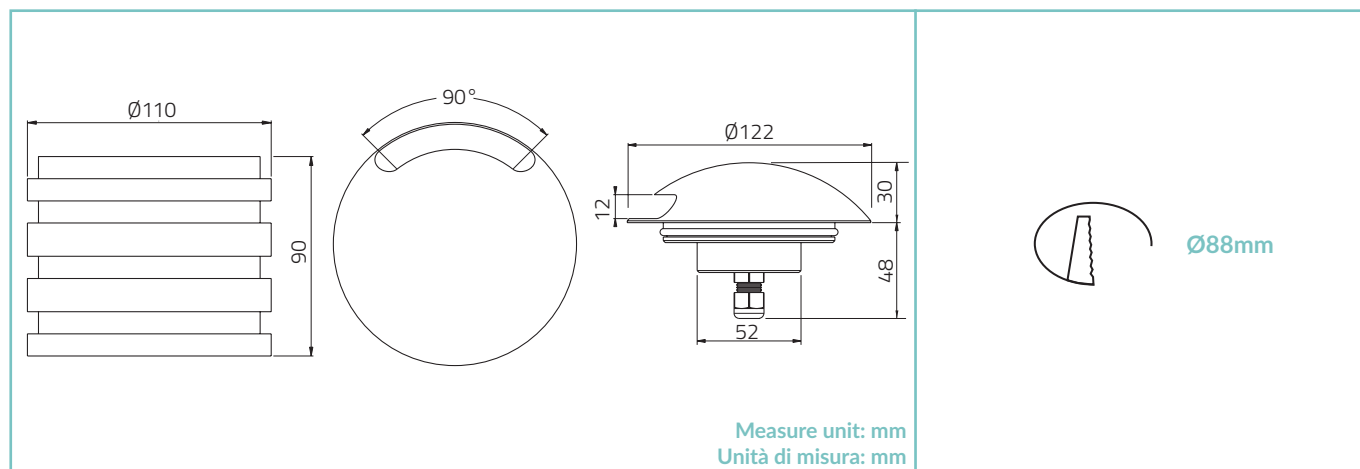
Code / Codice	Input	I Out	V Out	Watt	IP	#Explorer 125-1
CGE.004 - 0/1-10V	24Vdc	10 A	24Vdc	240	IP20	Max 14
CGE.017 - DALI	24Vdc	10 A	24Vdc	240	IP20	Max 14
CGE.017.IP - DALI	24Vdc	10 A	24Vdc	240	IP67	Max 14
CGE.020 - DMX	24Vdc	6,5 A	24Vdc	156	IP20	Max 14

## ACCESSORIES / ACCESSORI

 Housing box Cassaforma HB.012 (386g)	 Cable Cavo CV00037 5m CV00040 10m CV00041 15m CV00042 20m CV00043 25m
---	---

TECHNICAL DRAWING / DISEGNO TECNICO:

RECESSED HOLE / FORO INCASSO:



TECHNICAL SHEET / SCHEDA PRODOTTO:

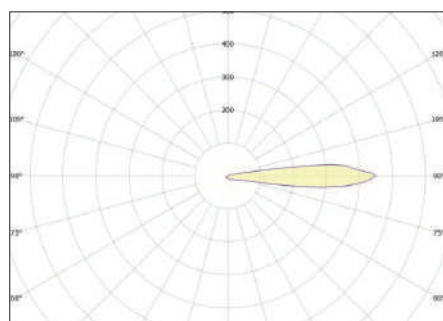


Body:	Stainless Steel AISI316L - Anodized aluminium 6026 / Solid brass - Anodized aluminium 6026
Glass:	Tempered extra clear 4mm
Finishes:	Stone washed stainless Steel AISI316L / Aged solid brass / Pre-aged solid brass
Installation:	Housing box
Power supply cables:	35cm NS20N PCP 2x0,5mm <sup>2</sup>
Power supply:	Constant voltage 24Vdc
Power consumption:	5 Watt / 9 Watt
CRI:	>90
Bin selection:	Binning free 2 step MacAdam's
Lumen output (source):	630 lm / 840 lm (3000K)
Lumen output (delivered):	72 lm / 96 lm (3000K)
Operating temperature:	-20°C +50°C
IP rating:	IP68 (not for permanent immersion)
Insulation class:	Class III
Impact resistance:	IK10
Weight:	1,2kg
Optics:	90°
LED colour temperature:	2700K / 3000K / 4000K
Lifetime LED:	50000h L95 B10 (Ta 25°C)
Photo biological risk:	RG0 / RG1
Static load resistance:	2500kg

Corpo:	Acciaio INOX AISI316L - Alluminio 6026 anodizzato / Ottone - Alluminio 6026 anodizzato
Vetro:	Temprato extra chiaro 4mm
Finiture:	Acciaio INOX AISI316L lavato a pietra / Ottone anticato / Ottone pre-anticato
Fissaggio:	Cassaforma
Cavo di alimentazione:	35cm NS20N PCP 2x0,5mm <sup>2</sup>
Alimentazione:	Tensione costante 24Vdc
Potenza assorbita:	5 Watt / 9 Watt
CRI:	>90
Selezione Bin:	Binning free 2 step MacAdam's
Flusso sorgente:	630 lm / 840 lm (3000K)
Flusso apparecchio:	72 lm / 96 lm (3000K)
Temperatura di funzionamento:	-20°C +50°C
Grado di protezione:	IP68 (non per immersione permanente)
Classe d'isolamento:	Classe III
Protezione impatto:	IK10
Peso:	1,2kg
Ottiche:	90°
Temperatura colore LED:	2700K / 3000K / 4000K
Vita media LED:	50000h L95 B10 (Ta 25°C)
Rischio fotobiologico:	RG0 / RG1
Carico statico:	2500kg

PHOTOMETRICS / CURVE FOTOMETRICHE:

90° - 9 Watt



— C0 - C180 (40,0°)