

# CALIBER 80

INGROUND / INCASSI A TERRA

TECHNICAL DATA / DATI TECNICI



IP68 (not for permanent immersion / non per immersione permanente)



5W / 9W / 9W RGBW / 12W DW



> 90



2200K / 2450K / 2700K / 3000K / 4000K / RGBW / DW



10° / 30° / 50° / 10°x45° / Satin *Satinato* / 35° RGBW / 20° DW / 40° DW



FINISHES / FINITURE




**.03**

Stainless steel  
AISI316L  
Acciaio INOX  
AISI316L



**.10**

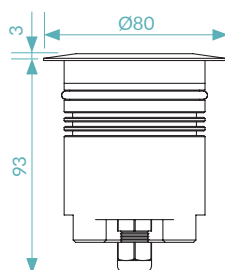
Aged solid brass  
*Ottone anticato*



**.21**

Pre-aged solid brass  
*Ottone pre-anticato*

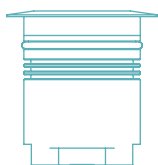
TECHNICAL DRAWING / DISEGNO TECNICO



measure unit / unità di misura: mm

PRODUCT CODE / CODICE PRODOTTO

**C80 = CALIBER 80**



Select one component from each column to specify a complete configuration:  
*Seleziona un componente per ogni colonna per la configurazione completa:*

LED colour / Colore LED	Optics / Ottiche	Finish / Finiture	Power / Potenza
22 = 2200K *	N = 10°	03 = Stainless steel AISI316L / Acciaio INOX AISI316L	05 = 5W
25 = 2450K *	M = 30° (20° DW) (35° RGBW)	10 = Aged solid brass / Ottone anticato	09 = 9W
27 = 2700K	W = 50° (40° DW)	21 = Pre-aged solid brass / Ottone pre-anticato	CC = 4x700mA RGBW 350mA-14mA DW
30 = 3000K	E = 10° x 45°		
40 = 4000K	S = Satin / <i>Satinato</i> (* no for 2200K/2450K)		
FC = RGBW			
DW = Dim to Warm			

Standard configuration example:  
*Esempio di configurazione standard:*

**C80.30.N.03.09** | Caliber 80 3000K 10°optics stainless steel / acciaio INOX 9W



Project: Private house, London