

# CALIBER 150

INGROUND / INCASSI A TERRA

## TECHNICAL DATA / DATI TECNICI



IP67



13W / 22W



> 90



2700K / 3000K / 4000K



10° / 20° / 40° / 55° / 10°x45°




## FINISHES / FINITURE




**.03**

Stainless steel  
AISI316L  
Acciaio INOX  
AISI316L



**.10**

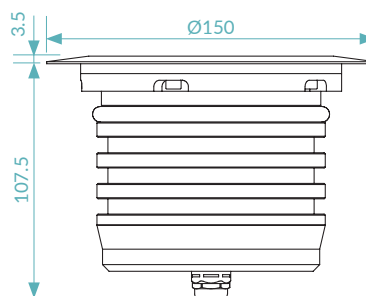
Aged solid brass  
Ottone anticato



**.21**

Pre-aged solid brass  
Ottone pre-anticato

## TECHNICAL DRAWING / DISEGNO TECNICO




measure unit / unità di misura: mm

PRODUCT CODE / CODICE PRODOTTO

**C150 = CALIBER 150**

Select one component from each column to specify a complete configuration:  
 Seleziona un componente per ogni colonna per la configurazione completa:

	LED colour / Colore LED	Optics / Ottiche	Finish / Finiture	Power / Potenza
	27 = 2700K 30 = 3000K 40 = 4000K	N = 10° M = 20° W = 40° F = 55° E = 10°x45°	03 = Stainless steel AISI316L / Acciaio INOX AISI316L 10 = Aged solid brass / Ottone anticato 21 = Pre-aged solid brass / Ottone pre-anticato	13 = 13W 22 = 22W

Standard configuration example:  
 Esempio di configurazione standard:

**C150.30.N.03.13** | Caliber 150 3000K 10° optics stainless steel / acciaio INOX 13W

